

...BETTER BY DESIGN

BESPOKE DENTAL CABINET MAKERS





BESPOKE DENTAL CABINET MAKERS



INTRODUCTION

Established in 1973, Modwood specialise in making cabinets for the dental industry. Our Cabinets are custom made and hand finished to your own surgery requirement and fitting is carried out by our own team of expert technicians. When you order Modwood Cabinets you can be sure you are buying the very best in Design, Technology and Style.

SEDONA RANGE

The Sedona Range of cabinetry has been designed for the Dental Practice that requires both style and quality. The Units are manufactured in a maximum of four units to each free-standing run. The doors and drawer fronts are produced in 18mm Apollo Solid Acrylic with our touch out facility thus avoiding the necessity of handles which is hygienic and for easier cleaning. The Corian Solid Surface Worktops feature a 65mm front frame band and incorporates solid surface ends and base trims which are most pleasing to the eye. This range is the ultimate in design for the clients who will not compromise in looks and quality.



CARMEL RANGE

The Carmel Range of cabinetry is designed for the discerning client who requires both style and durability. The doors, drawer fronts and outer panels are manufactured in 13mm Corian Solid Surface with radius edges all around. Corian is virtually indestructible as any scratches or chips can be infilled and repolished, With over 100 colours to choose from there would be no problem to complement any surgery decor. Our standard carcasses are manufactured in 18mm melamine MDF with high quality soft close drawers, incorporating a variety of drawer inserts.

The doors are fitted with 170 degree fully adjustable clip on hinges. The postformed laminate worktops with integral swept upstands are included in our prices although we would recommend upgrading them to our Vista, Corian and Hanex range of worktops and bowls. Additional non standard units including Wall Cupboards and Mobiles are available for special order to complement the range.



AVALON RANGE

The Avalon range of is the latest collection to the Modwood Range of cabinetry.

6mm toughened glass painted to any range of ral colours That are possible. All carcasses are manufactured in 18mm mdf with white Blum tandembox drawers on soft closed drawer runners incorporating various types of drawer inserts.

The doors are fitted with our 170 degree clip on hinges as are supplied on our more expensive ranges. The postformed laminated worktops with integral swept upstands are supplied as standard although it is possible to upgrade to our hanex and vista solid surface range with top mounted/undermounted stainless steel bowls or at an additional cost our bespoke hanex or corian range with integrated corian bowls.

As with all the other ranges touch open fronts are available. Optional units can be manufactured to include wallcupboards and mobiles.



MONTEREY RANGE (Blue version)

The Monterey range of cabinetry is designed for clients who require the benefit of Solid Acrylic Fronts at competitive prices. The doors and drawer fronts are produced from 18mm Solid Acrylic Apollo. There are approximately 20 colours to choose from to be coordinated to any Surgery design.

The fronts are in a gloss finish with radiused edges all around being impervious to any ingress of water which eliminates the risk of any contamination. All carcasses are manufactured in 18mm melamine MDF with soft close drawers including a variety of inserts. Doors are fitted with 170 degree fully adjustable clip on hinges. The postformed laminated worktops come as standard.

As an option you can upgrade your surgery to include Vista, Corian and Hanex range of worktops and bowls. Additional options can include wall cupboards and mobile units to match.





The Reno range of cabinetry has been designed to be at the midpoint on the price range of cabinetry. The quality of this range has been kept to a high standard.

The doors and drawer fronts are manufactured in vinyl wrap, 1mm Acrylic on 18mm mdf and laminate fronts to choose from with soft closed runners and door hinges. All carcasses are manufactured in 18mm mdf with white Blum tandembox drawers on soft closed drawer runners incorporating various types of drawer inserts.

The doors are fitted with our 170 degree clip on hinges as are supplied on our more expensive ranges. The postformed laminated worktops with integral swept upstands are supplied as standard although it is possible to upgrade to our hanex and vista solid surface range with top mounted/undermounted stainless steel bowls or at an additional cost our bespoke hanex or corian range with integrated corian bowls. Optional units can be manufactured to include wallcupboards and mobiles.



NEVADA RANGE

The Nevada range of cabinetry has been designed to be very competitive at the budget end of the market.

The quality of this range has been kept to a high standard. The doors and drawer fronts are manufactured in vinyl wrap, 1mm Acrylic on 18mm mdf and laminate fronts to choose from. All carcasses are manufactured in 18mm mdf with white Blum metabox drawers on standard conventional drawer slides incorporating various types of drawer inserts. The doors are fitted with our 170 degree clip on hinges as are supplied on our more expensive ranges.

The postformed laminated worktops with integral swept upstands are supplied as standard although it is possible to upgrade to our hanex and vista solid surface range with top mounted/undermounted stainless steel bowls or at an additional cost our bespoke hanex or corian range with integrated corian bowls. Optional units can be manufactured to include wallcupboards and mobiles.



DECONTAMINATION RANGE

Modwoods Decontamination range meets all requirements set out on the htm 01-05 guidelines.

All carcasses are manufactured in 18mm mdf and have a under worktop height of 900mm which includes a higher plinth of 150mm to allow for the dental practice to incorporate all the necessary equipment needed in a decontamination area.

All Decon room cabinets are available from Reno range vinyl fronts or Monterey range with solid 18mm acrylic fronts.

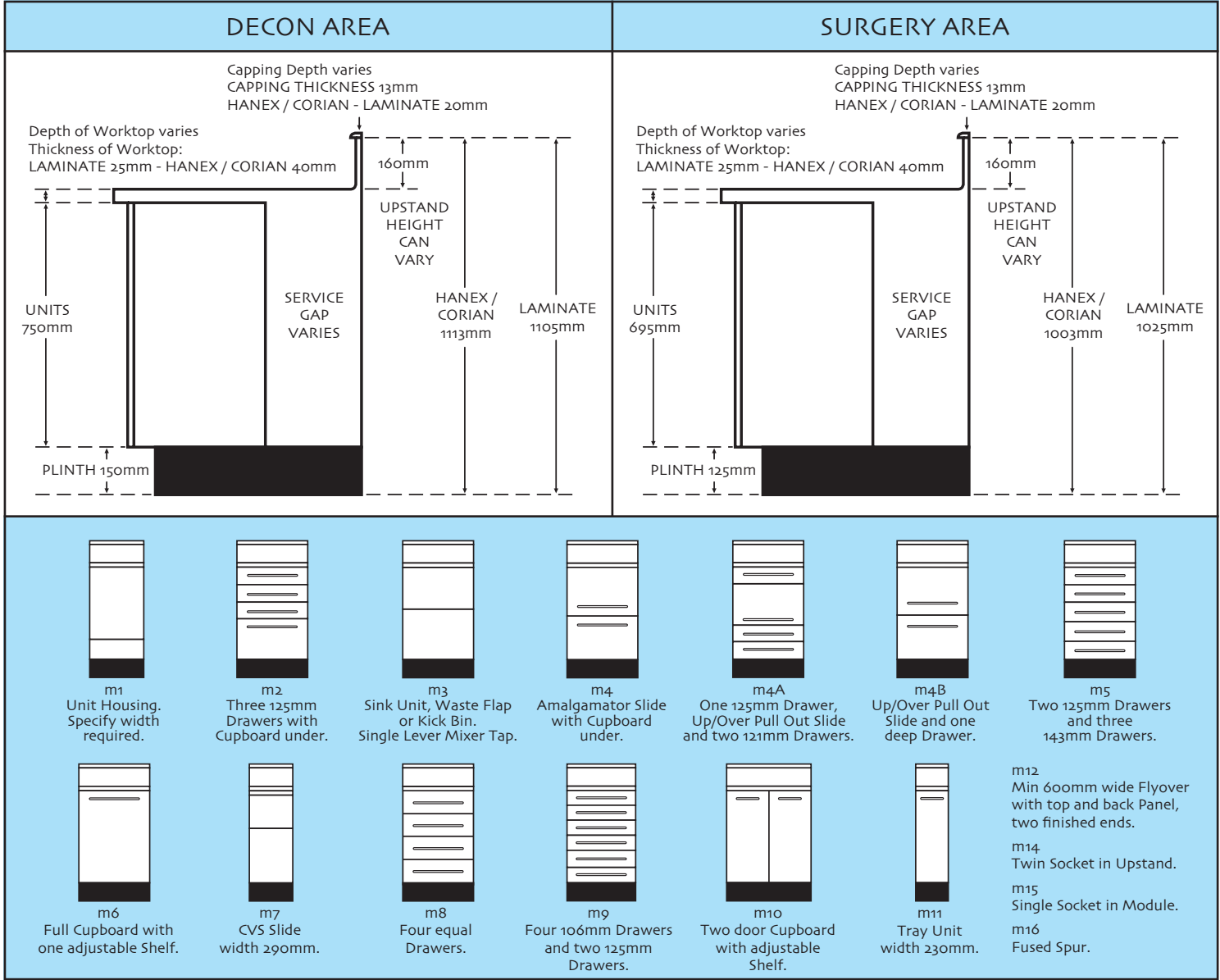
The doors are fitted with 170 degree clip on hinges as standard and all doors and drawers are fitted with are standard bow handles or d handles with a choice of satin or gloss finish.

There is a choice of solid surface tops - Hanex, Corian, all with solid surface bowls or stainless steel. All stainless steel and corian bowls come with no overflows to meet the requirements set out on the htm 01-05 guidelines.





CABINET OPTIONS & SIZES



MOBILE UNITS AND RECEPTION DESKS

MOBILE UNITS

Modwood can supply you not only base units and solid surface worktops, they can also supply you with bespoke mobile carts, as they are bespoke any design is possible whether is for small spaces or large worktop areas these mobiles come in all sizes. All drawers units come with inserts as standard, all ranges are available and for an added extra can come with a 12mm solid surface worktop with integral handle. Heavy duty castors are used as standard with 2 locking wheels located at the front.



RECEPTION AREAS AND DESK

Modwood can supply the finishing touches to surgeries by incorporating a bespoke reception desk and office area for every need. All desks are made to designs so nothing is pulled of the shelf and put together. All desks are bespoke meaning that almost any design is possible. The basic desks are finished in laminate but if you want to add a bit of creative flare to your surgery why not upgrade to solid surface. These can be thermoformed to specific radiuses and finished to a higher end specification which will last into the near future. If solid surface is not your style then why not finish the desk off with a glass upper top, all glass is toughened and comes in various thicknesses. Modwood also offer bespoke storage for reception areas, filing units and various other storage needed for your requirements.

TAPS, HANDLES & BOWLS

TAPS




HANDLES



BOWLS






WORKTOP COLOUR RANGES

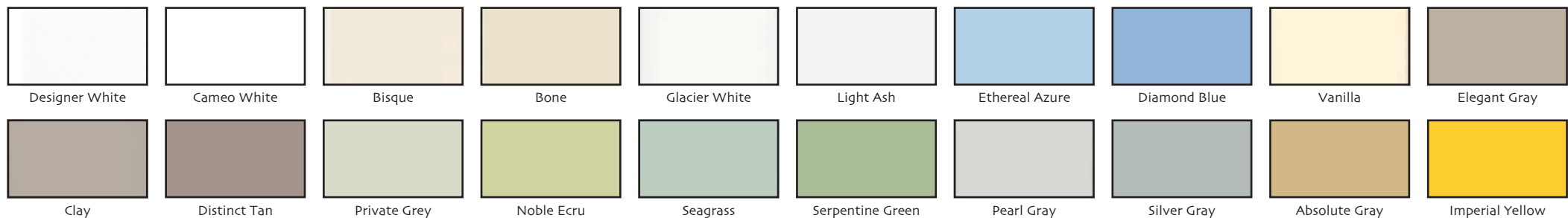
DuPont™
CORIAN®
SOLID SURFACES



CORIAN NON SOLID COLOURS



CORIAN SOLID COLOURS



HANEX COLOURS



*The veining of these colours may vary in intensity and highlight joints.

**The appearance of this colour may vary slightly, due to the high recycled content.

The colours shown on this page are for reference only. Slight differences between the shades printed here and the actual material may occur.



Unit 19, Ilford Trading Estate, Paycocke Road, Basildon, Essex SS14 3DR

Telephone: 01268 285809 / 282352 Fax: 01268 534787

E-mail: info@modwood.co.uk Website: www.modwood.co.uk